

DESCRIPTION

Solenoid valve 3 way
direct acting poppet type

CONSTRUCTION

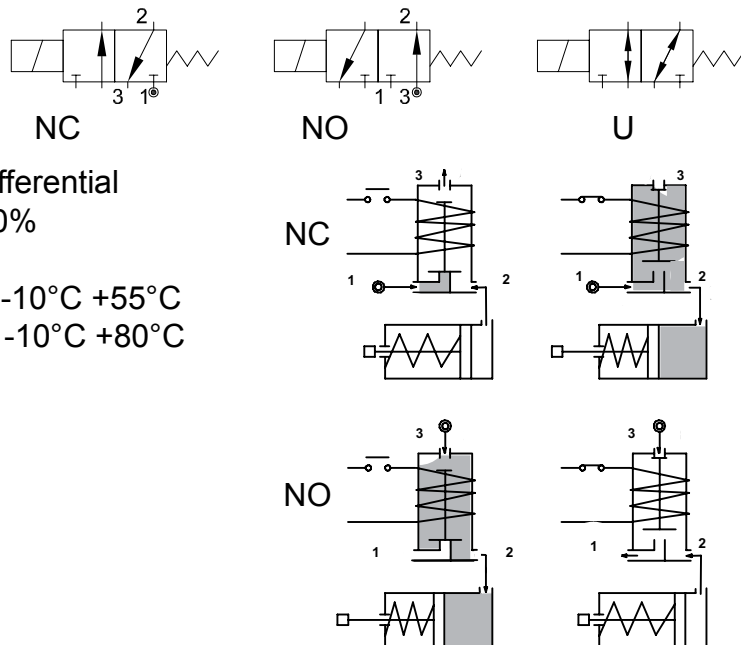
Body	Stainless steel
Armature tube	Stainless steel
Plunger and core	Stainless steel
Springs	Stainless steel
Seal material	NBR FPM EPDM



FEATURES

Maximum allowable pressure : maximum differential pressure +10%
 Maximum fluid viscosity 25cSt (mm²/s)
 Ambient temperature: with class F coil -10°C +55°C
 with class H coil -10°C +80°C
 Universal mounting position

OPTIONS: Silver shading ring



3

CODE ① ②	Connection G ISO 228	Orifice mm		Kv m ³ /h	Differential pressure bar			Nominal power			Coil		Seal ①	Temp. range °C
		Inlet	Exh.		Min	Max AC DC		AC Inrush	VA Holding	DC Watt	Series	Width		
NC Normally closed														
E310B...20///...	1/4"	2	2.4	0.11	0	13	13	20	15	10	2	30	NBR=B	-10 +90
E310B...25///...		2.5	2.4	0.16	0	10	10							
NO Normally open														
E310B...25/S/...	1/4"	2.4	2.5	0.16	0	9	9	20	15	10	2	30	EPDM=E	-10 +140
E310B...29/S/...		2.9	3	0.20	0	6.5	6.5							
U Universal														
E310B...25/G/...	1/4"	2.5	2.4	0.16	0	5	4	20	15	10	2	30	FPM=V	-10 +130

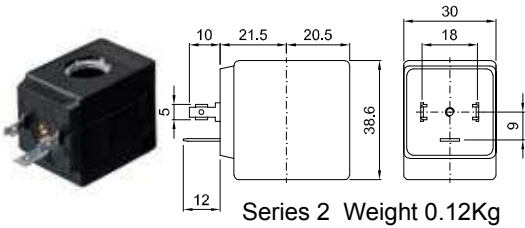
- ① Seal
- ② Coil

Example: E310BV15///20B FPM seal Coil 24V 50/60Hz NC
 E310BB24/S/201 NBR seal Coil 24V DC NO

COILS	Alternating Current 50/60Hz Volt							Direct Current Volt			Electrical connection	Connectors
	12	24	48	110	220 230	240	380	12	24	48		
Series 2 Width 30 Code ②	20A	20B	20C	20D	20E	20F	20G	200	201	202	DIN 43650A	PG9 code 10349000

DESCRIPTION
 Insulation class
 Series 2 =F Series 5=H
 Voltage tolerance
 AC +15% -10%
 DC ± 10%
 Protection class
 IP65 with connector fitted
 IP00 without connector
 Continuous service ED100%

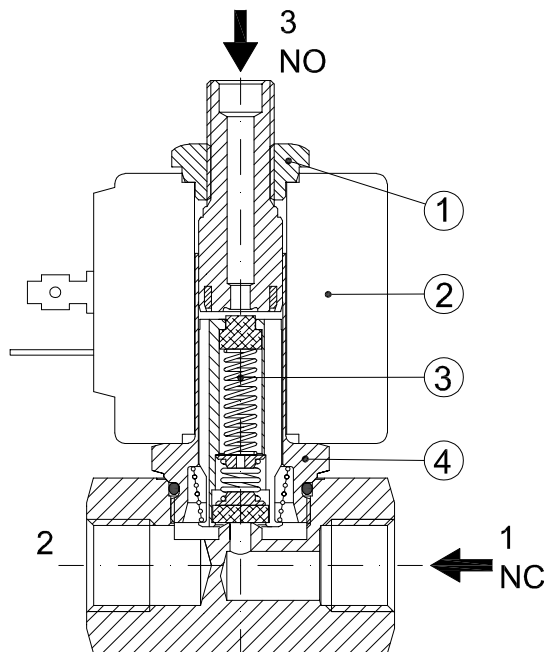
OPTIONS
 Class H insulation (series 2)
 Cable attached
 Special coil voltage
 Special coil powers



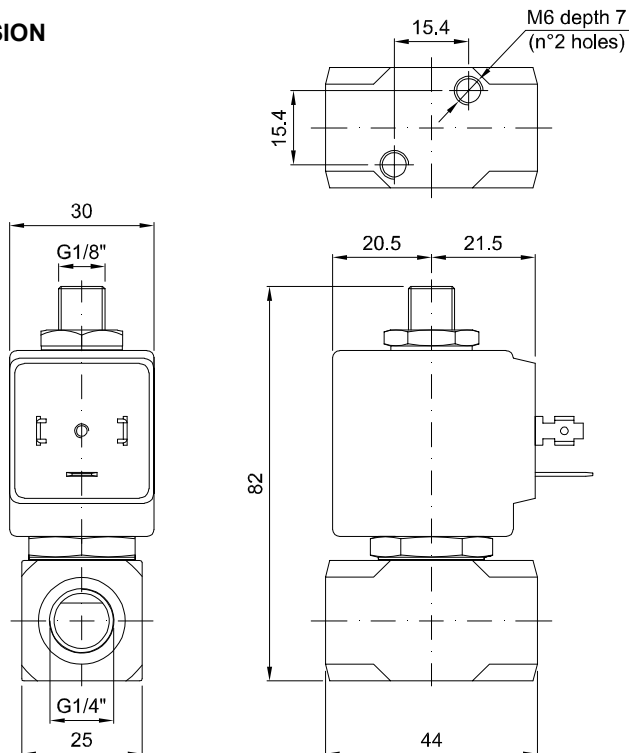
Series 2 Weight 0.12Kg

SPARE PARTS LIST

1. Coil fixing nut
2. Coil
3. Plunger
4. Armature tube with core



OVERALL DIMENSION



Weight=0.36Kg